



1997+ Nissan Patrol Y61 Steering Stabilizer

King Shocks 12472 Edison Way Garden Grove, CA 92841
714-530-8701 www.kingshocks.com

Front Parts List:

- 1 – 2.0 Steering Stabilizer (20C001-202)
- 2 – M10 X 70mm Bolts (CB3720)
- 2 – M10 Nylock Nuts (CN3001)
- 4 – M10 Washers (CW1802)

Tools Required:




Metric Wrench/Socket Set



FRONT: With the vehicle on level ground, set the emergency brake and block the tires.

NOTE: Never work under an unsupported vehicle.

1. Remove the stock steering stabilizer by removing the nuts using a 17mm wrench or socket.



IMPORTANT: Read all instructions thoroughly from start to finish before beginning the install. Check parts list and make sure all parts are included in the kit. If the instructions are not properly followed severe frame, driveline and/or suspension damage may result. Check for frame and suspension damage prior to installation.

This kit does not require welding. Do not weld on any component. Welding may void the warranty and/or cause the product to fail. If any parts are missing, or for tech assistance; Contact King Off Road Racing Shocks: 714-530-8701 Most important after the install, Feel the difference and have fun.




1997+ Nissan Patrol Y61 Steering Stabilizer

King Shocks 12472 Edison Way Garden Grove, CA 92841
714-530-8701 www.kingshocks.com

2. Install King Steering Stabilizer by placing the tapered spacers into the factory mounting points in the same orientation as the factory stabilizer, see photos below. Use the hardware provided in the kit to attach the steering stabilizer.



3. Tighten both mounting bolts using a 17mm wrench/socket.



IMPORTANT: Read all instructions thoroughly from start to finish before beginning the install. Check parts list and make sure all parts are included in the kit. If the instructions are not properly followed severe frame, driveline and/or suspension damage may result. Check for frame and suspension damage prior to installation.

This kit does not require welding. Do not weld on any component. Welding may void the warranty and/or cause the product to fail. If any parts are missing, or for tech assistance; Contact King Off Road Racing Shocks: 714-530-8701 Most important after the install, Feel the difference and have fun.



1997+ Nissan Patrol Y61 Steering Stabilizer

King Shocks 12472 Edison Way Garden Grove, CA 92841
714-530-8701 www.kingshocks.com



Double check your install, make sure the stabilizer is mounted properly and all hardware is tight. Recheck the hardware after 100 miles and periodically after that as part of routine maintenance.

IMPORTANT: Read all instructions thoroughly from start to finish before beginning the install. Check parts list and make sure all parts are included in the kit. If the instructions are not properly followed severe frame, driveline and/or suspension damage may result. Check for frame and suspension damage prior to installation.

This kit does not require welding. Do not weld on any component. Welding may void the warranty and/or cause the product to fail. If any parts are missing, or for tech assistance; Contact King Off Road Racing Shocks: 714-530-8701 Most important after the install, Feel the difference and have fun.